

# General Fund

	2014	2015	Diff.
Revenue	\$ 7,366,090	\$ 7,500,937	\$ 134,847
Expense	\$ 7,366,090	\$ 7,495,948	\$ 129,858

# Budget Highlights

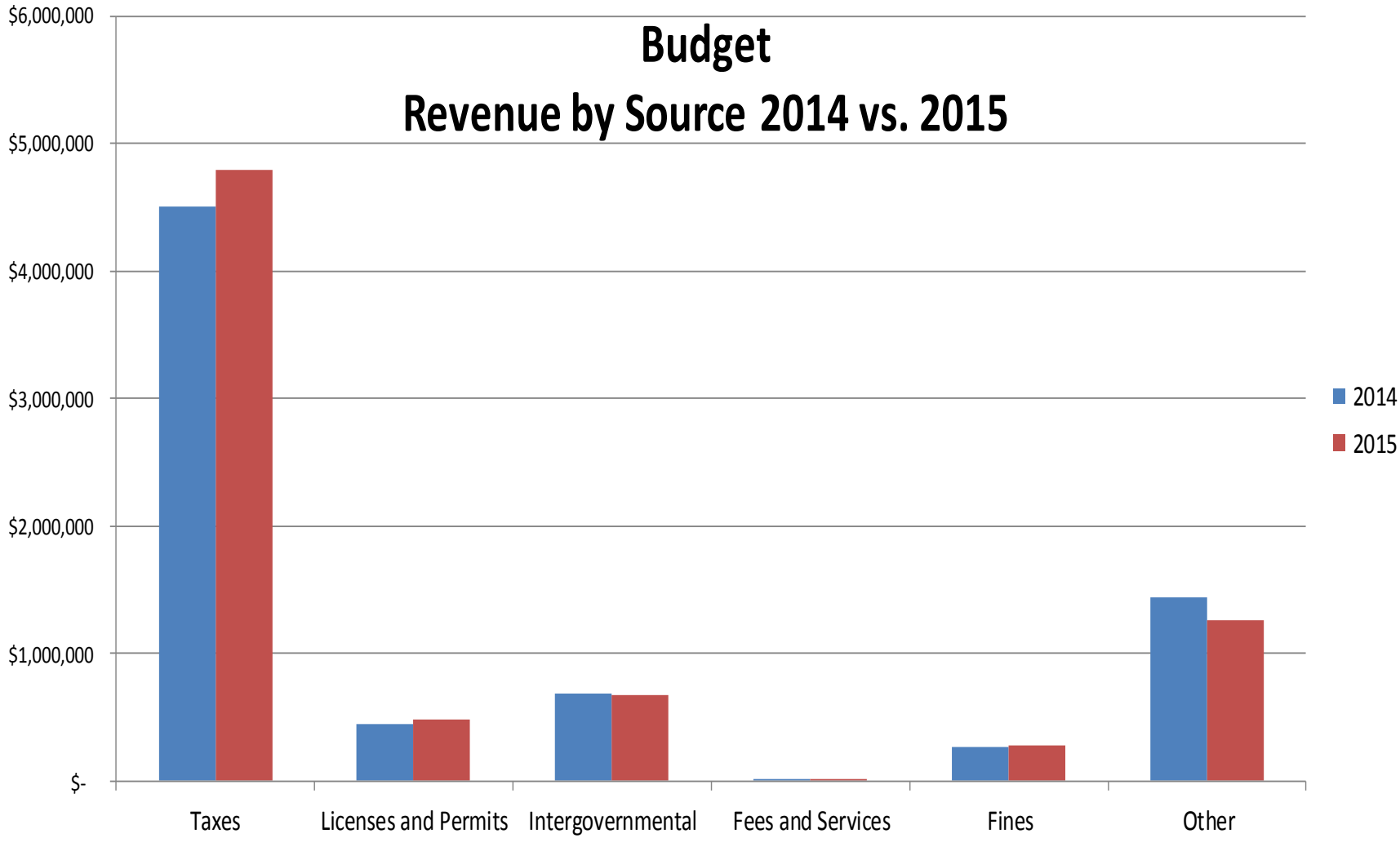
- 1.83 % increase in revenue
- 4% Increase in Sales & Use tax collections
- 4% Increase in Property tax collections
- 5% Liability Insurance Premium increase
- 3% Salary Increase
- 16% Medical Cost increase before negotiation
- 9% Dental Cost increase before negotiation

# Budget Highlights

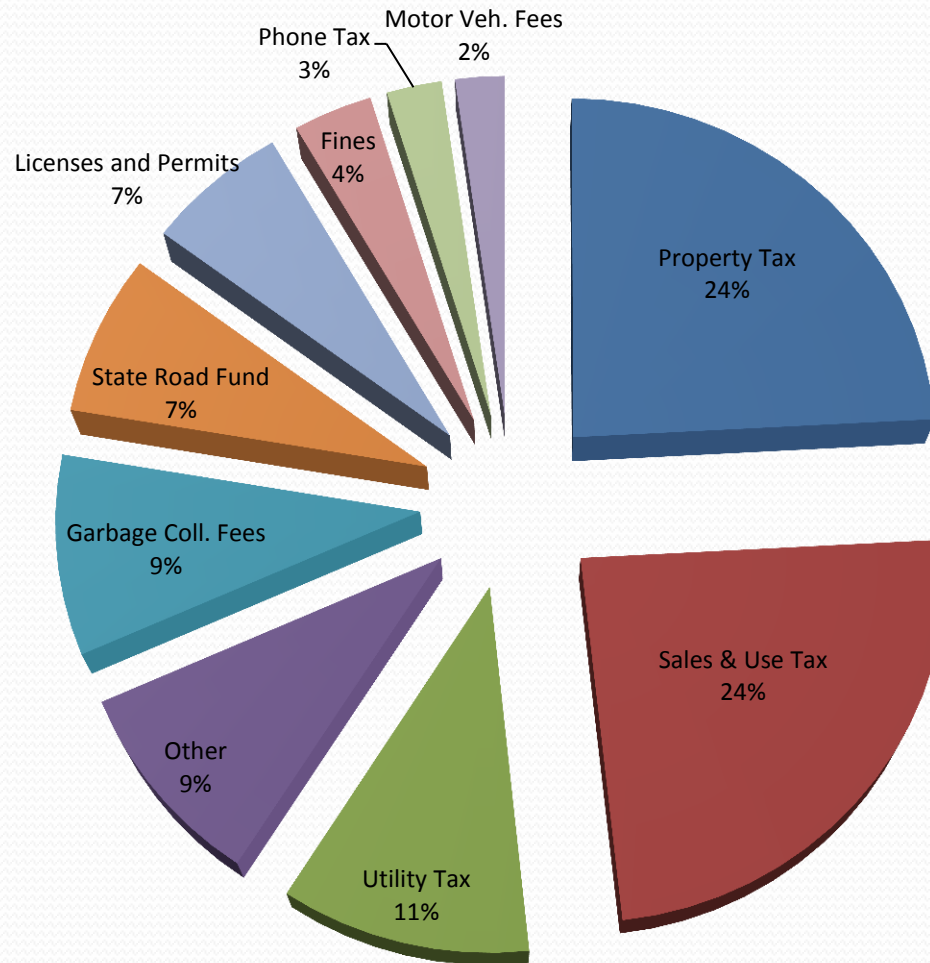
- Indirect Overhead allocation changed---payroll costs charged directly---less of other expense allocated
- + \$50K for Community Center—Roof, Carpet, Chairs, Safety Action Report
- Public Safety (Police/Fire) increase of 3.4% as a percent of total budgeted expenses—36% to 39.4%

# Budget

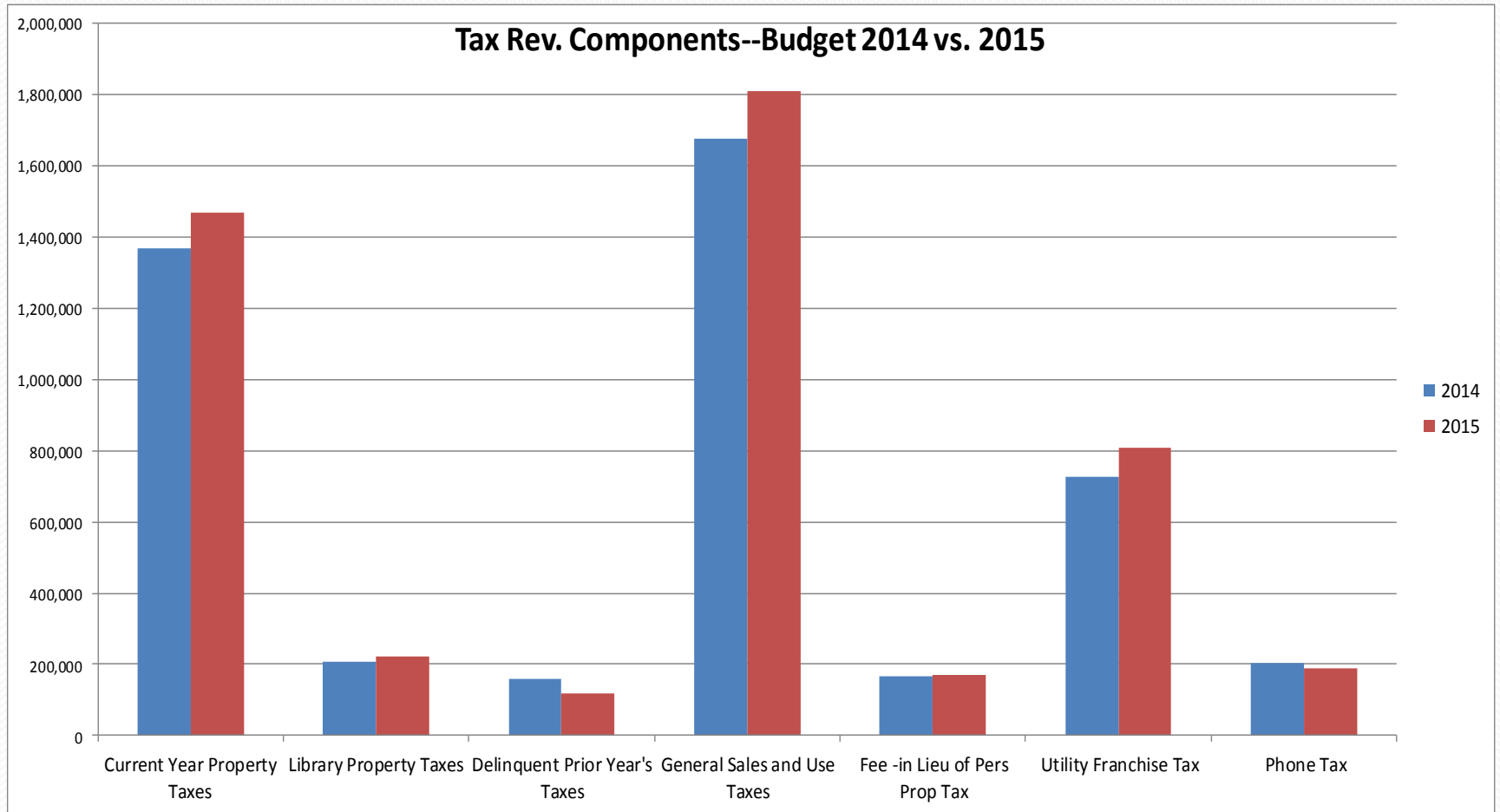
## Revenue by Source 2014 vs. 2015



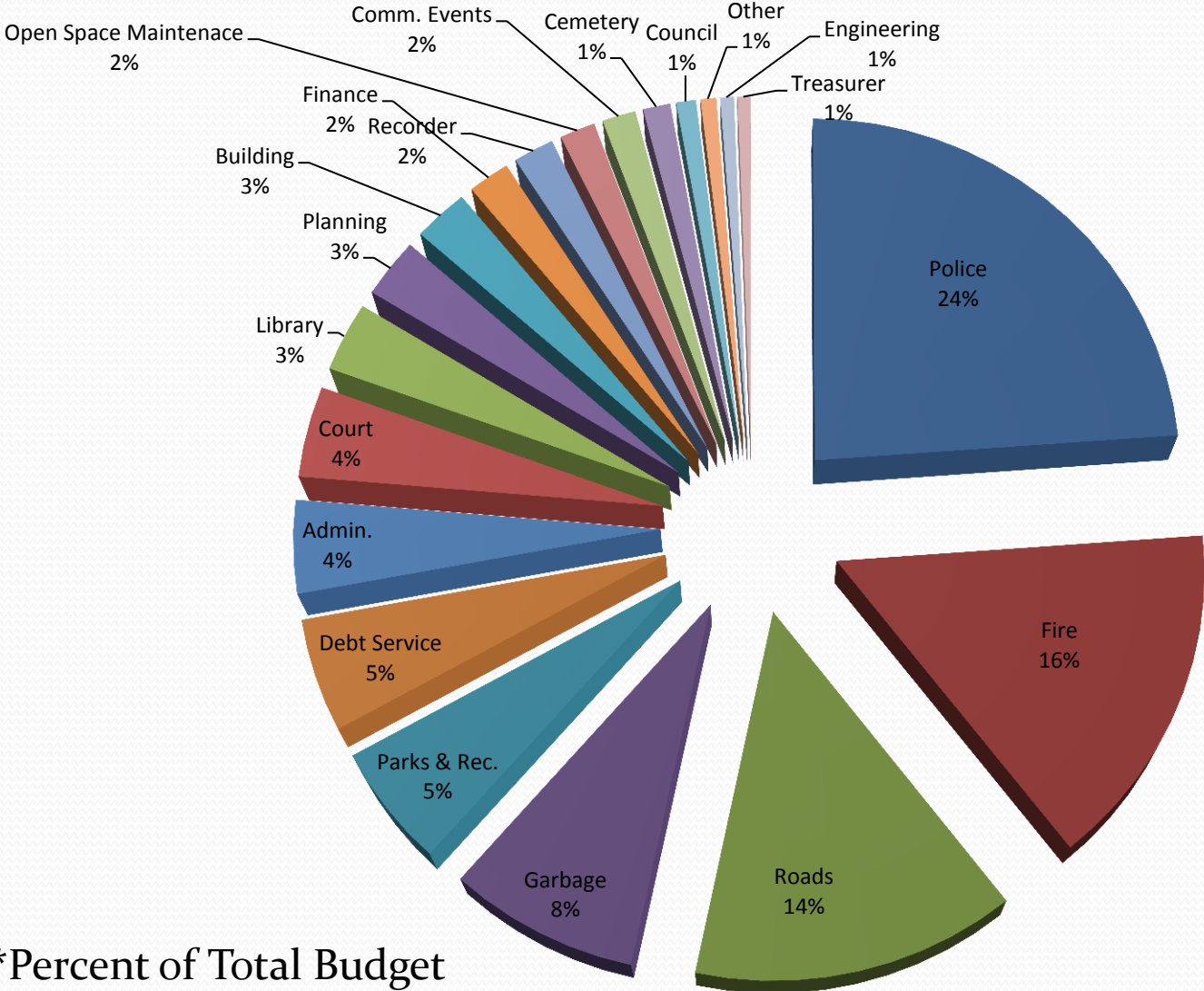
# 2015 Revenue Sources



### Tax Rev. Components--Budget 2014 vs. 2015



# Proposed Expenses



\*Percent of Total Budget

# Enterprise Funds

- Sewer
- Pressurized Irrigation
- Storm Sewer
- Culinary Water



# Sewer Fund

- 2015---Revenue \$1,849,800
- 2015---Expense \$1,796,388
  
- Net Total \$53,412
  
- Includes \$256,700 for a Vactor

# Pressurized Irrigation Fund

- 2015---Revenue \$1,292,100
- 2015---Expense \$1,743,562
- **Net Total (\$451,462)**
- Includes \$315,000 Bond Principal Payment

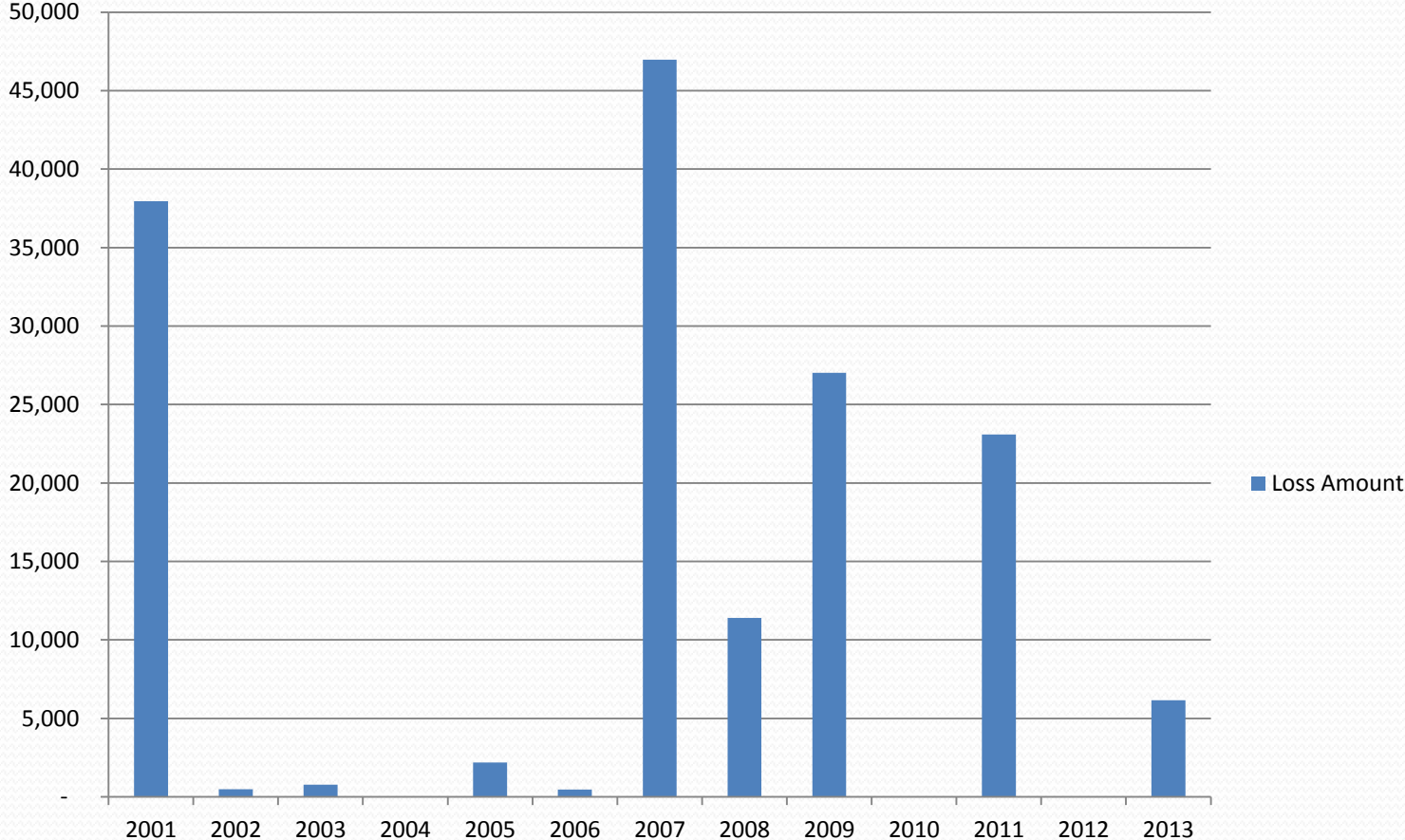
# Storm Sewer Fund

- 2015---Revenue \$428,800
- 2015---Expense \$404,970
  
- Net Total \$23,830

# Culinary Water Fund

- 2015---Revenue \$1,110,500
- 2015---Expense \$1,103,098
- Net Total \$7,402
- Includes \$184,300 for a Vactor

# Sewer/Storm Drain Loss Amounts



# General Fund

	Budget 2014	Forecast 2014	Diff.
Revenue	\$ 7,366,090	\$ 7,582,911	\$ 216,821
Expense	\$ 7,366,090	\$ 7,268,338	\$ (97,752)

# General Fund

	Work Session	Potential Changes	Diff.
Revenue	\$7,500,937	\$ 7,523,336	\$ 22,399
Expense	\$7,495,948	\$ 7,502,881	\$ 6,933

# General Fund Changes

- Revenue
  - + \$ 20,000---Tree Sales
  - + \$ 3,000---Indirect Overhead
- Expense
  - + \$ 500---City Beautification
  - + \$ 1,000---Economic Development
  - + \$ 6,000---Website
  - + \$ 3,000---Accounting Software
  - - \$ 3,000---Water Park Utilities